


Fragetyp: Multiple Choice

**1 OF 40**Refresh


0,4
Q zoom

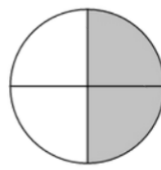
Markiere die richtige Lösung!

A	<input type="text" value="4 %"/>
B	<input type="text" value="40 %"/>
C	<input type="text" value="4/1000"/>
D	<input type="text" value="4/10"/>
E	<input type="text" value="2/5"/>

SUBMIT ANSWER

Fragetyp: Multiple Choice

**2 OF 40**Refresh



Q zoom

Markiere die richtige Lösung!

A	<input type="text" value="ein Halbes"/>
B	<input type="text" value="0,5"/>
C	<input type="text" value="50 %"/>
D	<input type="text" value="2 Viertel"/>
E	<input type="text" value="50 Hunderstel"/>

SUBMIT ANSWER

Fragetyp: Multiple Choice



3 OF 40

Refresh

8 %
Q zoom

Markiere die richtige Lösung!

A	<input type="text" value="0,08"/>
B	<input type="text" value="8/100"/>
C	<input type="text" value="8/10"/>
D	<input type="text" value="80/10"/>
E	<input type="text" value="0,008"/>

SUBMIT ANSWER

Feedback nach der Beantwortung

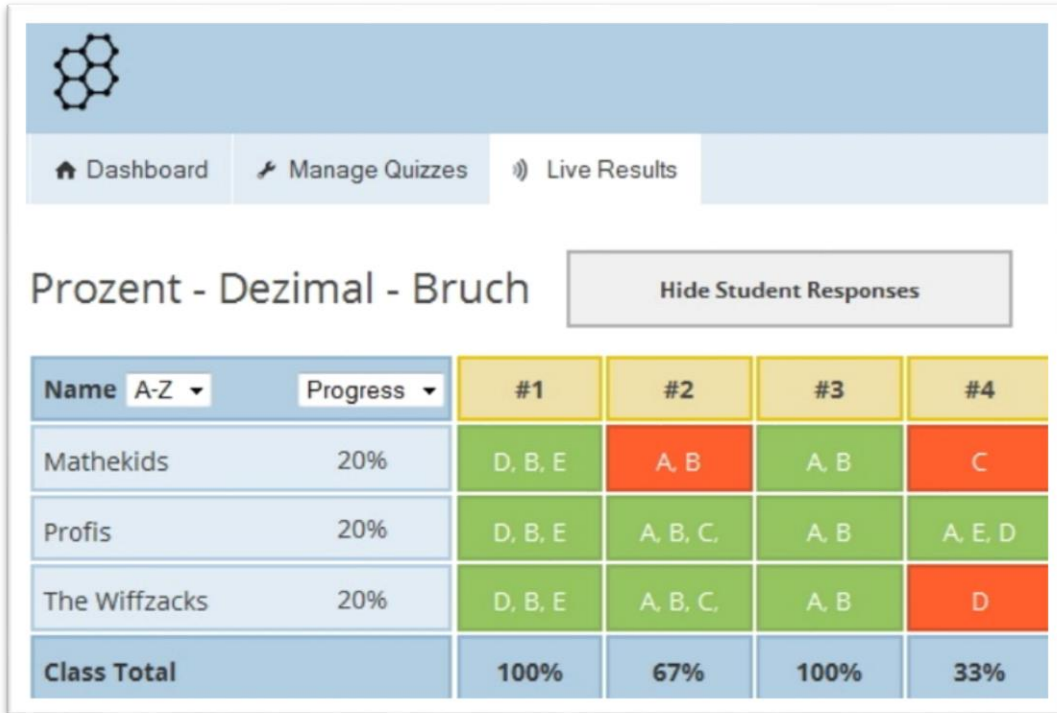
✓ **Correct!**

Question:
Markiere die richtige Lösung!

Correct Answers:
0,08
8/100

OK

Reportfunktion



The screenshot shows the Socrative report function interface. At the top, there is a navigation bar with a home icon, 'Dashboard', 'Manage Quizzes', and 'Live Results'. Below this, the quiz title 'Prozent - Dezimal - Bruch' is displayed, along with a 'Hide Student Responses' button. The main content is a table showing student progress and results for four questions (#1, #2, #3, #4). The table includes columns for Name, Progress, and individual question results, as well as a 'Class Total' row.

Name	Progress	#1	#2	#3	#4
Mathekids	20%	D, B, E	A, B	A, B	C
Profis	20%	D, B, E	A, B, C	A, B	A, E, D
The Wiffzacks	20%	D, B, E	A, B, C	A, B	D
Class Total		100%	67%	100%	33%